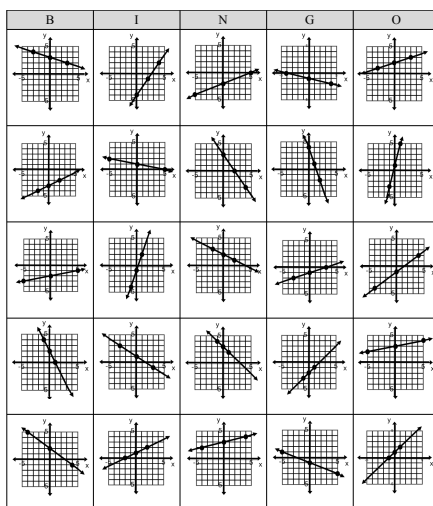


# Linear Equation Bingo


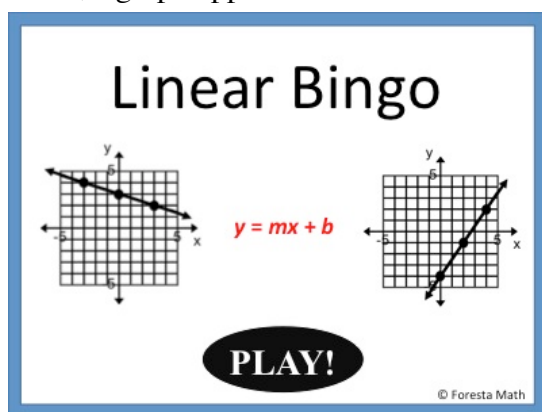
**Description:** This PowerPoint game provides students with practice for finding the equation of a linear equation  $y = mx + b$  in slope-intercept form. There are 35 unique bingo cards in PDF form, each with 25 different graphs of linear functions. Copy the bingo cards and distribute one to each student. Students will write the equation of each line on their bingo card in the space under each graph.



Once students finish finding the equations, they will check their results by using the answer key available at the end of the PDF document (make a copy for each student). The bingo game is now ready to play.

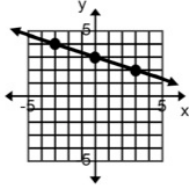
Card 1				
$y = -\frac{1}{3}x + 3$	$y = \frac{3}{2}x - 4$	$y = \frac{2}{5}x - 2$	$y = -\frac{1}{4}x - 1$	$y = \frac{1}{3}x + 2$
$y = \frac{1}{2}x - 3$	$y = -\frac{1}{5}x + 1$	$y = -\frac{3}{2}x + 3$	$y = -3x + 4$	$y = 4x + 1$
$y = \frac{1}{5}x - 2$	$y = 3x - 1$	$y = -\frac{1}{2}x + 2$	$y = \frac{1}{3}x - 1$	$y = \frac{3}{4}x - 1$
$y = -2x + 2$	$y = -\frac{2}{3}x + 1$	$y = -x + 3$	$y = x - 2$	$y = \frac{1}{5}x + 3$
$y = -\frac{3}{4}x + 2$	$y = \frac{1}{2}x + 1$	$y = \frac{1}{4}x + 3$	$y = -\frac{2}{5}x - 1$	$y = x + 1$

To begin the game, open the PowerPoint document and view as Slide Show, and then click on Play to activate the bingo balls. The balls bounce around on the screen, simulating real balls in a bingo machine. One student selects a bingo ball either by touching a ball on a Smart Board, using a stress ball to hit a ball on a Smart Board, or going to the screen of the computer running the program to select a ball. Once a ball is selected, a graph appears.



Below the graph the *y*-intercept and the *slope* are shown. Shown to the right of the graph is the equation of the line in slope-intercept form. Students will indicate on their card which graph, if any, appeared that turn.

Graph



$b = 3$  and  $m = -\frac{1}{3}$

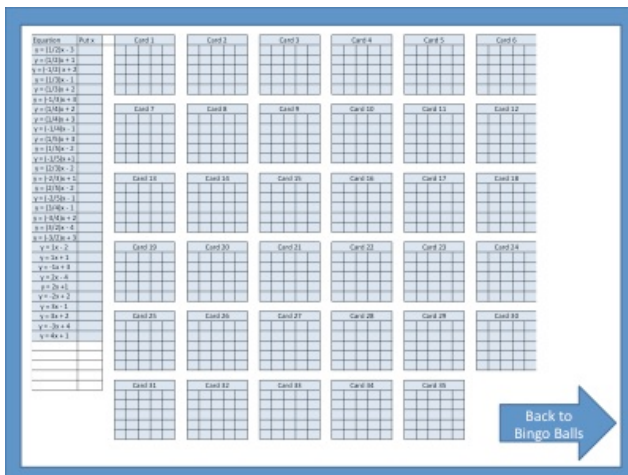
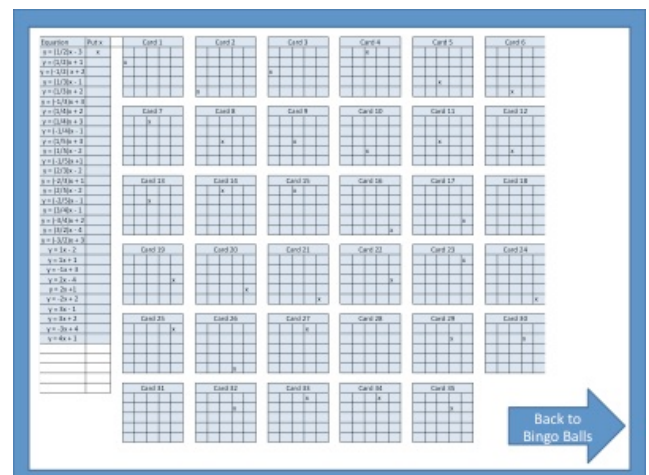
Equation

$y = mx + b$

$y = -\frac{1}{3}x + 3$

Check bingo cards →

Click on “Check Bingo Cards” to link the slide to the Excel dauber file. This file allows you to see all 35 bingo cards and determine which card(s) have a bingo. (You may need to enable “editing,” if it is your first time opening the file.) Click anywhere on the screen, and an Excel spreadsheet will pop up (for the first time, you may need to click on the screen twice). Listed in the left column are the equations; find the equation of the graph just selected and type an X to its right, and then click anywhere on the screen. An X will appear in the appropriate cells of each card on the dauber file.

Return to the PowerPoint screen and click on “Back to Bingo Balls” to continue playing. Students win the game by getting five in a row, column, or diagonal. Extend the game with double bingo, triple bingo, or coverall.

**Notes from the author:**

- ✓ Rather than using bingo chips, I have my students use a highlighter to mark their cards.
- ✓ I recommend that you make a backup copy of the PowerPoint document.
- ✓ At the end of each game, DO NOT save; otherwise, the Excel file will not eliminate the X's.

Thank you for buying my game!

Please stop back to my store and let me know how the game went.

<http://www.teacherspayteachers.com/Store/Foresta-Math>

Facebook:

Pinterest: <https://pinterest.com/forestamath>

Email: [forestamath@aol.com](mailto:forestamath@aol.com)

Website: <http://forestamath.com>

Polka Dot Frame Shades by Mercedes Hutchens

<http://www.teacherspayteachers.com/Store/Mercedes-Hutchens>

Products by Foresta Math may be used by the purchaser for their classroom use only. All rights reserved. No part of this publication may be reproduced, distributed, or transmitted without the written permission of the author. If you wish to share this product with your team or colleagues, you may purchase additional licenses from my store at a discounted price.

Name \_\_\_\_\_

Period \_\_\_\_\_

Date \_\_\_\_\_



### Linear Equation Bingo

Find the equation of each graph, check your answers, and get ready for bingo.

B	I	N	G	O



### Linear Equation Bingo

Find the equation of each graph, check your answers, and get ready for bingo.

B	I	N	G	O